


# How to Beat Your Dad at Chess: The Ultimate Guide for Kids



## How to Beat Your Dad at Chess (Chess for Kids)

by Murray Chandler

★★★★☆ 4.5 out of 5

Language : English  
File size : 22168 KB  
Text-to-Speech : Enabled  
Enhanced typesetting : Enabled  
Word Wise : Enabled  
Print length : 661 pages  
Lending : Enabled  
Screen Reader : Supported



Are you tired of losing to your dad at chess? Do you want to learn how to beat him once and for all? If so, then this is the guide for you.

In this guide, we will teach you everything you need to know about chess, from the basics to the advanced strategies. We will also provide you with tips and tricks that will help you beat your dad every time you play.

### The Basics of Chess

Chess is a two-player strategy game played on an 8x8 checkered board. The goal of the game is to checkmate your opponent's king. Checkmate occurs when the king is under attack (in check) and there is no legal move to remove the threat.

There are six different types of pieces in chess:

- King
- Queen
- Rook
- Bishop
- Knight
- Pawn

Each type of piece has its own unique rules for movement. For example, the king can move one square in any direction, the queen can move any number of squares along a rank, file, or diagonal, the rook can move any number of squares along a rank or file, the bishop can move any number of squares diagonally, the knight can move in an "L" pattern (two squares in one direction and then one square perpendicularly), and the pawn can move one square forward (or two squares forward on its first move), and it captures diagonally.

### **Chess Strategy for Kids**

Now that you know the basics of chess, it's time to learn some strategy. Here are a few tips to help you beat your dad:

- **Control the center of the board.** The center of the board is the most important area in chess. If you can control the center, you will have more space to maneuver your pieces and you will be able to attack your opponent's king more easily.

- **Develop your pieces early.** In the opening phase of the game, it is important to develop your pieces as quickly as possible. This means getting your knights and bishops out early so that they can start attacking your opponent's pieces.
- **Protect your king.** Your king is the most important piece on the board, so it is important to protect it at all times. Castle your king early in the game to get it to a safe square. Don't leave your king exposed to attack.
- **Think ahead.** Before you make a move, think about what your opponent's response will be. Try to anticipate your opponent's moves and plan your strategy accordingly.
- **Don't be afraid to sacrifice.** Sometimes, you will need to sacrifice a piece in Free Download to gain an advantage. For example, you might sacrifice a pawn to open up an attack on your opponent's king.

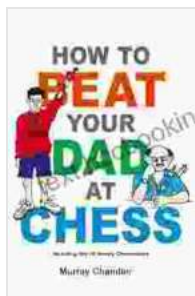
## Tips and Tricks for Beating Your Dad

Here are a few tips and tricks that will help you beat your dad at chess:

- **Learn from your mistakes.** Everyone makes mistakes in chess. The important thing is to learn from your mistakes and avoid making them again.
- **Practice makes perfect.** The more you practice chess, the better you will become at it. Try to play chess as often as you can, even if it's just against a computer.
- **Don't be afraid to ask for help.** If you're struggling to beat your dad, don't be afraid to ask him for help. He can give you pointers and help you improve your game.

Beating your dad at chess is a great way to show him how much you've learned. With the tips and strategies in this guide, you'll be well on your way to becoming a chess champion.

So what are you waiting for? Start practicing today and show your dad who's boss!



## How to Beat Your Dad at Chess (Chess for Kids)


by Murray Chandler

★★★★☆ 4.5 out of 5

Language : English  
File size : 22168 KB  
Text-to-Speech : Enabled  
Enhanced typesetting : Enabled  
Word Wise : Enabled  
Print length : 661 pages  
Lending : Enabled  
Screen Reader : Supported

FREE

DOWNLOAD E-BOOK



## Gwendy's Final Task: A Thrilling Conclusion to a Timeless Saga

Prepare to be captivated by Gwendy's Final Task, the highly anticipated to the beloved Gwendy Button Box Trilogy. This riveting masterpiece,...



## How FDR Defied Polio to Win the Presidency

Franklin D. Roosevelt is one of the most iconic figures in American history. He served as president of the United States from 1933 to 1945, leading the...