

Learn Alphabets with Pictures: A Comprehensive Guide to Preschool Learning

Learning the alphabet is a fundamental step in a child's educational journey. It opens doors to language, literacy, and communication skills. For preschoolers, learning alphabets can be an exciting and engaging experience with the right approach.



Learn Alphabets Colorful Flashcards for kids and toddlers: Learn Alphabets A to Z with pictures | Preschool Learning | Alphabet Letters for kids

by Shaan Patel

★★★★☆ 4 out of 5

Language : English

File size : 1802 KB

Screen Reader: Supported

Print length : 251 pages

Lending : Enabled



Introducing alphabets with pictures is an effective method to capture young learners' attention and make the learning process interactive and memorable. This article will provide a comprehensive guide to learning alphabets with pictures, including fun and engaging activities to help your preschooler master letter recognition and phonics skills.

Benefits of Learning Alphabets with Pictures

- **Visual Association:** Pictures provide a visual cue that helps children associate letters with their corresponding sounds and shapes.
- **Enhanced Memory:** Connecting letters to images makes them more memorable, aiding in long-term retention.
- **Increased Motivation:** Pictures add an element of fun and excitement, making learning alphabets more enjoyable for preschoolers.
- **Early Phonics Skills:** By associating letters with objects, children begin to develop basic phonics skills, recognizing the sounds that letters make.
- **Cognitive Development:** Learning alphabets with pictures stimulates cognitive skills such as pattern recognition and problem-solving.

Fun Activities for Learning Alphabets with Pictures

Below are some engaging activities that you can incorporate into your preschooler's learning routine to make alphabet learning fun and effective:

1. Alphabet Picture Books

Picture books are a wonderful way to introduce alphabets and expand vocabulary. Look for books with large, colorful illustrations that clearly depict each letter with its corresponding object.

My Little Letter Book

A a

by _____

A is for



apple.

A is for



ant.

A is for



alligator.

2. Alphabet Flashcards

Flashcards are a classic tool for teaching alphabets. Create or print flashcards with letters on one side and pictures of objects starting with that letter on the other.




3. Letter Matching Games

Matching games are a fun way to reinforce letter recognition. Create sets of cards with uppercase and lowercase letters or pictures of objects that start with those letters.



ALPHABET MATCHING GAME

Free Printable Memory Game
for Kids



4. Alphabet Bingo

Bingo is a classic game that can be adapted to teach alphabets. Create bingo cards with letters or pictures of objects that start with those letters. Call out letters or pictures, and have children mark them off as they hear them.



5. Playdough Letters











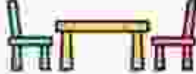





Playdough is a fantastic sensory tool for learning alphabets. Provide your preschooler with playdough and cookie cutters in various letter shapes. Encourage them to mold the playdough into letters and make words.



6. Alphabet Scavenger Hunt

Hide objects around the house that start with different letters. Give your preschooler a list of letters and ask them to find the objects that correspond to each letter.

MY ALPHABET Scavenger Hunt

<input type="checkbox"/>	A art		<input type="checkbox"/>	I ice	
<input type="checkbox"/>	B book		<input type="checkbox"/>	J jar	
<input type="checkbox"/>	C clothes		<input type="checkbox"/>	K kitchen	
<input type="checkbox"/>	D door		<input type="checkbox"/>	L letter	
<input type="checkbox"/>	E empty		<input type="checkbox"/>	M move	
<input type="checkbox"/>	F furniture		<input type="checkbox"/>	N nine	
<input type="checkbox"/>	G gift		<input type="checkbox"/>	O orange	
<input type="checkbox"/>	H hard		<input type="checkbox"/>	P pencil	

© The Clutter and the Dime

7. Letter Tracing

Tracing letters helps develop fine motor skills and letter recognition.

Provide your preschooler with letter-shaped stencils or tracing sheets and encourage them to trace the letters with their fingers or crayons.



TeachersMag.com

Tips for Effective Alphabet Learning

- **Start with a Few Letters:** Don't overwhelm your preschooler with the entire alphabet at once. Begin with a few letters and gradually introduce more as they become familiar.
- **Make it Interactive:** Use games, songs, and activities to make learning alphabets fun and engaging.

- **Be Patient and Encouraging:** Learning alphabets takes time and practice. Be patient with your preschooler and celebrate their progress, no matter how small.
- **Read to Your Preschooler:** Reading aloud to your child exposes them to different words and letter combinations, fostering alphabet recognition and language development.
- **Use Everyday Objects:** Point out letters and objects in everyday life, such as signs, books, and toys, to reinforce alphabet learning.

Learning alphabets with pictures is a powerful and effective approach to enhance preschoolers' letter recognition, phonics skills, and overall cognitive development. By incorporating fun and engaging activities into your child's learning routine, you can make the alphabet learning process an enjoyable and memorable experience. Remember to be patient, encouraging, and make learning alphabets a part of everyday life, and your preschooler will be well on their way to mastering the foundational skills of language and literacy.



Learn Alphabets Colorful Flashcards for kids and toddlers: Learn Alphabets A to Z with pictures I Preschool Learning I Alphabet Letters for kids

by Shaan Patel

★★★★☆ 4 out of 5

Language : English

File size : 1802 KB


Screen Reader : Supported

Print length : 251 pages

Lending : Enabled


FREE

DOWNLOAD E-BOOK



Gwendy's Final Task: A Thrilling Conclusion to a Timeless Saga

Prepare to be captivated by Gwendy's Final Task, the highly anticipated to the beloved Gwendy Button Box Trilogy. This riveting masterpiece,...



How FDR Defied Polio to Win the Presidency

Franklin D. Roosevelt is one of the most iconic figures in American history. He served as president of the United States from 1933 to 1945, leading the...