


Learning What They Need and Helping Them Find It: A Comprehensive Guide to Student Success

Every student is unique, with their own individual strengths, weaknesses, and learning needs. As educators, it is our responsibility to understand and meet those needs in Free Download to help all students reach their full potential.

This comprehensive guide provides you with the tools and strategies you need to:

- Identify the unique learning needs of all students
- Develop personalized learning plans
- Provide differentiated instruction
- Assess student progress
- Use data to drive instruction

By following the strategies outlined in this guide, you can create a learning environment that is supportive and challenging for all students, enabling them to achieve success.



The Back Door To Your Teen's Heart: Learning What They Need and Helping Them Find It by Melissa Trevathan

★★★★☆ 4.8 out of 5

Language : English

File size : 702 KB

Text-to-Speech : Enabled

Screen Reader : Supported
Enhanced typesetting: Enabled
Word Wise : Enabled
Print length : 230 pages
Lending : Enabled



The first step to meeting the learning needs of all students is to identify those needs. This can be done through a variety of methods, including:

- **Observation:** Observing students in the classroom can provide you with valuable insights into their learning strengths and weaknesses.
- **Assessment:** Formal and informal assessments can help you to measure student progress and identify areas where they need additional support.
- **Student self-reflection:** Students can often provide valuable insights into their own learning needs.
- **Parent input:** Parents can provide you with information about their child's learning history and outside-of-school interests.

Once you have identified the learning needs of your students, you can begin to develop personalized learning plans.

A personalized learning plan is a roadmap that outlines the specific goals, strategies, and resources that will be used to meet the unique learning needs of a particular student. When developing a personalized learning plan, it is important to consider the following:

- The student's learning style
- The student's interests
- The student's strengths and weaknesses
- The student's learning goals

Personalized learning plans should be flexible and adaptable, and should be reviewed and revised regularly as the student progresses.

Differentiated instruction is a teaching approach that tailors instruction to the individual needs of students. This means that you will need to use a variety of teaching methods, materials, and activities to meet the needs of all learners in your classroom.

Some strategies for differentiating instruction include:

- **Tiered assignments:** Assigning different levels of difficulty to assignments based on student readiness.
- **Choice boards:** Allowing students to choose from a variety of learning activities.
- **Flexible grouping:** Grouping students based on their learning needs, rather than by ability level.
- **Technology:** Using technology to provide students with individualized learning experiences.

Assessing student progress is essential for monitoring their learning and making adjustments to instruction as needed. There are a variety of assessment methods that you can use, including:

- **Formal assessments:** Tests, quizzes, and projects
- **Informal assessments:** Observations, checklists, and exit tickets
- **Self-assessments:** Students reflecting on their own learning

Assessment data can be used to identify students who are struggling, who are excelling, and who need additional support.

Data-driven instruction is a process of using data to inform instructional decisions. This data can come from a variety of sources, including:


- **Student assessments**
- **Teacher observations**
- **Parent input**
- **School data**

Data-driven instruction can help you to make more informed decisions about how to meet the learning needs of your students. For example, you can use data to:

- Identify areas where students are struggling
- Develop targeted interventions
- Monitor student progress
- Adjust instruction as needed

By using data to drive instruction, you can create a more effective and efficient learning environment for all students.

Helping all students reach their full potential is a challenging but rewarding task. By following the strategies outlined in this guide, you can create a learning environment that is supportive and challenging for all students, enabling them to achieve success.




The Back Door To Your Teen's Heart: Learning What They Need and Helping Them Find It by Melissa Trevathan

★★★★☆ 4.8 out of 5

Language : English
File size : 702 KB
Text-to-Speech : Enabled
Screen Reader : Supported
Enhanced typesetting : Enabled
Word Wise : Enabled
Print length : 230 pages
Lending : Enabled


FREE

DOWNLOAD E-BOOK



Gwendy's Final Task: A Thrilling Conclusion to a Timeless Saga

Prepare to be captivated by Gwendy's Final Task, the highly anticipated to the beloved Gwendy Button Box Trilogy. This riveting masterpiece,...



How FDR Defied Polio to Win the Presidency

Franklin D. Roosevelt is one of the most iconic figures in American history. He served as president of the United States from 1933 to 1945, leading the...