


# The Most Complete Simple And Intuitive Guide To Getting To Know Your New iPad

If you're a new iPad user, or if you're just looking for a refresher, this guide is for you. We'll cover everything you need to know about your new iPad, from the basics to more advanced features.

## Getting Started

The first thing you'll need to do is set up your iPad. This is a simple process that only takes a few minutes. Once you're set up, you can start exploring your new device.



**Senior Guide to iPad: The Most Complete, Simple and Intuitive Guide to Getting to Know your new iPad, Step-by-Step with Tips & Tricks for Advanced Users, Beginners and Seniors. Everyone can use it Qui**

by Noah Wilson

★★★★★ 5 out of 5

Language : English  
File size : 4028 KB  
Text-to-Speech : Enabled  
Screen Reader : Supported  
Enhanced typesetting : Enabled  
Print length : 127 pages  
Lending : Enabled  
X-Ray for textbooks : Enabled



Here are the steps on how to set up your iPad:

1. Turn on your iPad by pressing the power button on the top of the device.
2. Follow the on-screen instructions to choose your language, region, and Wi-Fi network.
3. Create an Apple ID or sign in with your existing Apple ID.
4. Choose your settings for iCloud, Siri, and other features.
5. Tap the "Get Started" button to finish the setup process.

## **The iPad Interface**

The iPad interface is designed to be simple and easy to use. The home screen is where you'll find your apps, widgets, and other content. You can customize your home screen to your liking by adding or removing apps and widgets.

The dock is located at the bottom of the home screen. It contains your favorite apps and can be customized to your liking.

The status bar is located at the top of the screen. It contains information about your battery life, Wi-Fi connection, and time.

## **Using Apps**

Apps are the heart of the iPad experience. There are millions of apps available in the App Store, so you're sure to find something that interests you.

To download an app, open the App Store and search for the app you want. Once you've found an app, tap the "Get" button to download it. The app will

be installed on your iPad and you can start using it right away.

## Using the Web

The iPad is a great way to browse the web. The Safari browser is fast and efficient, and it supports all the latest web standards.

To browse the web, open Safari and enter the address of the website you want to visit. You can also use the search bar to search for websites or specific content.

## Using Email

The iPad is a great way to stay connected with your email. The Mail app is easy to use and supports all the major email providers.

To set up your email account on your iPad, open the Mail app and tap the "Add Account" button. Enter your email address and password, and then tap the "Next" button. The Mail app will automatically configure your account and you can start sending and receiving emails.

## Using Other Features

The iPad has a number of other features that you can use to enhance your experience. These features include:


- **Siri:** Siri is a virtual assistant that can help you with a variety of tasks, such as setting alarms, sending messages, and finding information on the web.
- **iCloud:** iCloud is a cloud storage service that allows you to store your photos, videos, and other files online. You can access your iCloud files

from any device that is connected to your iCloud account.

- **AirDrop:** AirDrop is a wireless sharing service that allows you to share files with other nearby devices.
- **Apple Pencil:** The Apple Pencil is a stylus that can be used to draw, write, and annotate documents.

The iPad is a powerful and versatile device that can be used for a variety of tasks. This guide has covered the basics of using your iPad, but there is much more to learn. The best way to learn about your iPad is to explore it and experiment with different features.

We hope this guide has been helpful. If you have any questions, please feel free to leave a comment below.




## Senior Guide to iPad: The Most Complete, Simple and Intuitive Guide to Getting to Know your new iPad, Step-by-Step with Tips & Tricks for Advanced Users, Beginners and Seniors. Everyone can use it Qui

by Noah Wilson

★★★★★ 5 out of 5


Language : English  
File size : 4028 KB  
Text-to-Speech : Enabled  
Screen Reader : Supported  
Enhanced typesetting : Enabled  
Print length : 127 pages  
Lending : Enabled  
X-Ray for textbooks : Enabled





## Gwendy's Final Task: A Thrilling Conclusion to a Timeless Saga

Prepare to be captivated by Gwendy's Final Task, the highly anticipated to the beloved Gwendy Button Box Trilogy. This riveting masterpiece,...



## How FDR Defied Polio to Win the Presidency

Franklin D. Roosevelt is one of the most iconic figures in American history. He served as president of the United States from 1933 to 1945, leading the...